



# Diploma Examination Report June 2025 Session



# Chair of Board of Examiners Summary

**The Diploma exams check your understanding of the entire syllabus – not just specific units or topics. To do well, you need to study everything in the syllabus thoroughly, not just pick and choose parts.**

The exam has two sections:

- **Section A:** Short answer questions that test your general knowledge across the syllabus
- **Section B:** You choose 4 out of 6 long answer questions, which let you show deeper understanding of specific topics.



# General Commentary from Examiners

## Reading and Understanding

- **Read the instructions carefully – before and during the exam.**

Some candidates aren't doing this, and it's causing problems. For example, in the long answer section, many answered too few or too many questions. You're supposed to answer **exactly 4 out of 6**.

- **Take time to understand each question.**

Some candidates rush and misread what's being asked. Especially in the long answers, you need to show deep understanding by giving full, detailed responses.

- **Use the 'flag' feature in TestReach.**

If you want to skip a question and come back to it later, you can flag it. This helps you double-check the question or your answer later on.

- **Learn how to use the system ahead of time.**

You'll get access to an online tutorial when you enrol in TestReach, weeks before your exam. Make sure you go through it so you know how everything works.



# General Commentary from Examiners

## Time Management

- **Use your exam time wisely.**  
Most candidates use up their exam time, but many could plan it better.
  - **Start with 15 minutes of reading time.**  
Use this time to read through the paper and plan how you'll tackle it – don't jump straight into writing.
  - **Know how the marks are split:**
    - **Section A** is worth **33.3%** of the total marks
    - **Section B** is worth **66.6%**
- So, spend more time on Section B – it's worth twice as much. Some candidates spend too long on Section A and then rush Section B, which lowers their scores.
- **Before submitting, review your answers.**  
Make sure you're happy with what you've written and haven't missed anything.



# General Commentary from Examiners

## Application of Knowledge

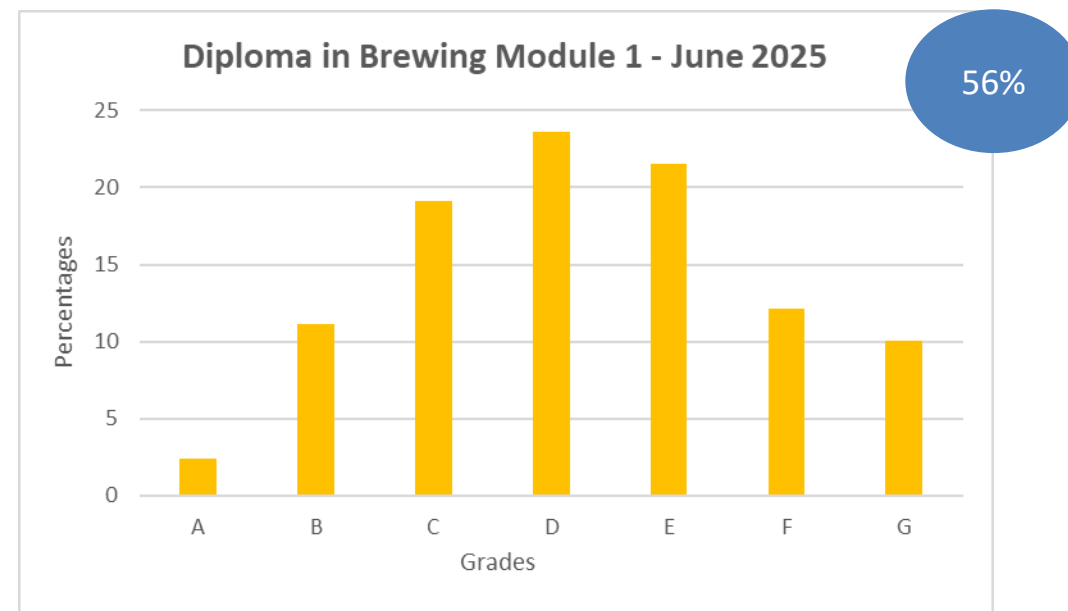
- **Each part of the exam tests different skills:**
  - **Section A** is made up of short questions. These check your memory, understanding of key terms, formulas, and basic principles.
  - **Section B** is where you show how well you really understand the subject. Your answers should be written in full sentences, with clear explanations and plenty of detail.

**Turn to the next page to see results and feedback for each individual diploma exam**



# Examination Board Results: Diploma in Brewing June 2025

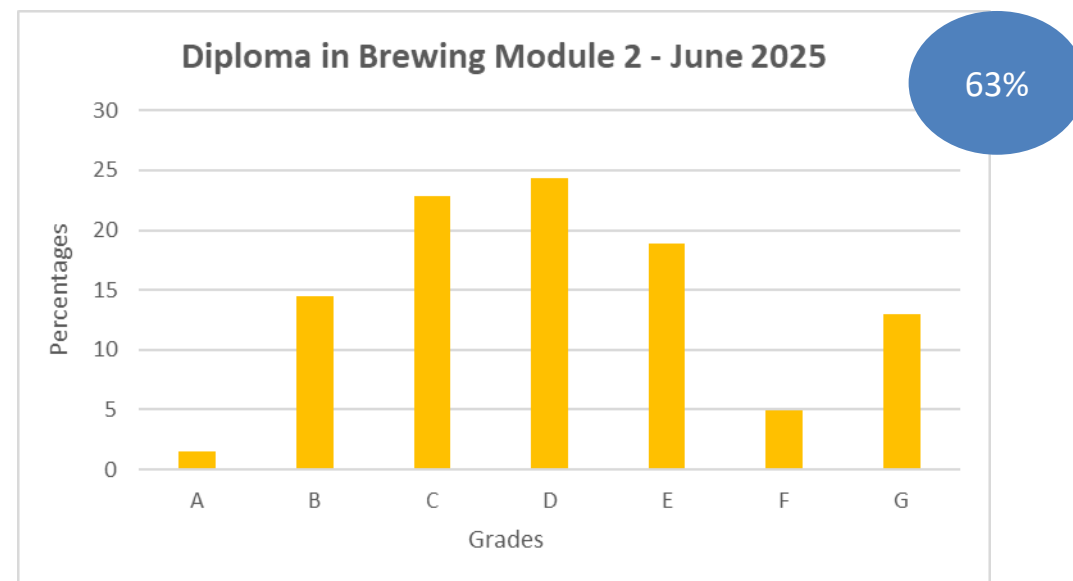
## Diploma in Brewing Module 1



### Diploma in Brewing Module 1

“The exam had 36 questions, and while overall performance was slightly lower than last year, some candidates did well in calculations and short answers, though many still struggled. Topics like **Mashing and Milling** were answered confidently, but questions about **water** revealed gaps in understanding, suggesting more preparation is needed. To improve scores, candidates should expand on bullet points in long answers by writing full explanations and always show their working when solving problems.”

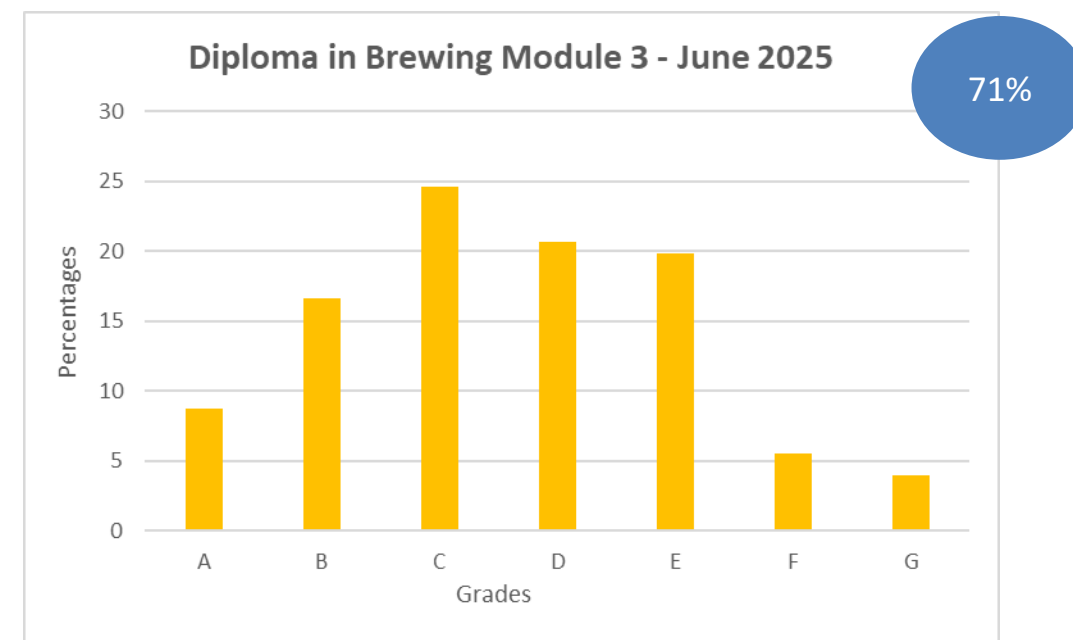
## Diploma in Brewing Module 2



### Diploma in Brewing Module 2

“The exam included 36 questions, and overall performance improved slightly from last year. Most candidates are engaging with the study materials, though many rely too much on memorisation rather than deeper understanding. Responses to questions on the **DMAIC process and yeast storage vessels** were strong, while **flavour-active compounds** proved more challenging. For long-answer questions, candidates should aim to write more than a single paragraph to fully demonstrate their knowledge.”

## Diploma in Brewing Module 3



### Diploma in Brewing Module 3

“The exam included 36 questions, and overall performance was better than in previous years. Candidates did well on **practical-based questions**, showing the value of hands-on experience. However, some missed out on marks by not **showing calculation steps** or giving overly long answers where brief ones were enough. To improve, candidates should clearly show their working and understand key command words like **explain, list, and detail**.”

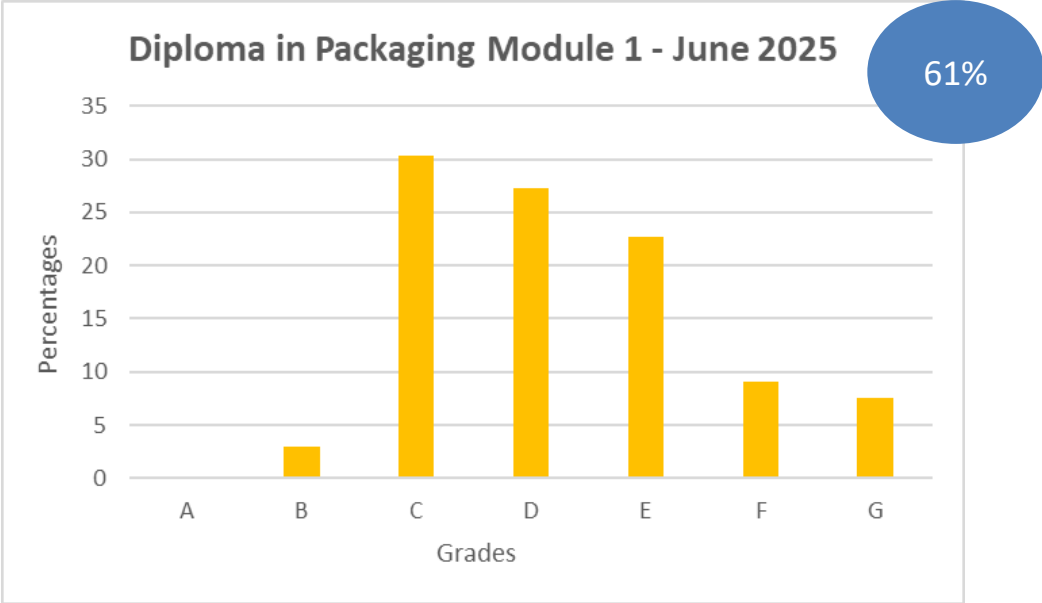
X% = Pass rate





# Examination Board Results: Diploma in Packaging June 2025

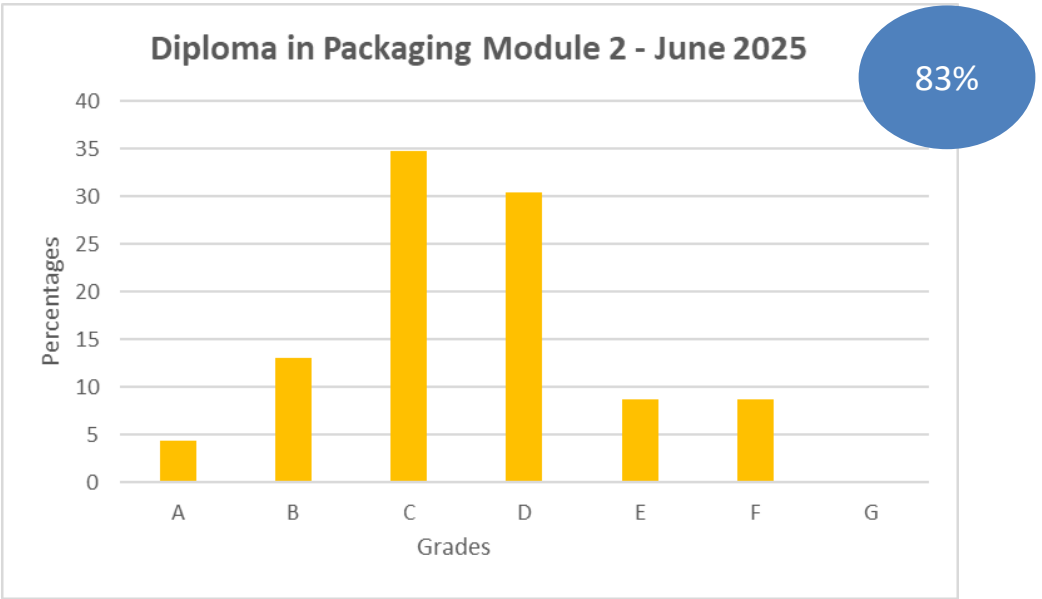
## Diploma in Packaging Module 1



### Diploma in Packaging Module 1

" The exam had 36 questions, and most candidates did well overall, especially on topics like **can and bottle manufacturing** and showed better understanding of **sterile filtration**. However, many long answers lacked detail, and some candidates mixed up advantages and disadvantages instead of giving clear, thoughtful responses. Since a third of the exam is about packaging materials, visiting material suppliers could help candidates better understand the theory by seeing how the materials are made in practice."

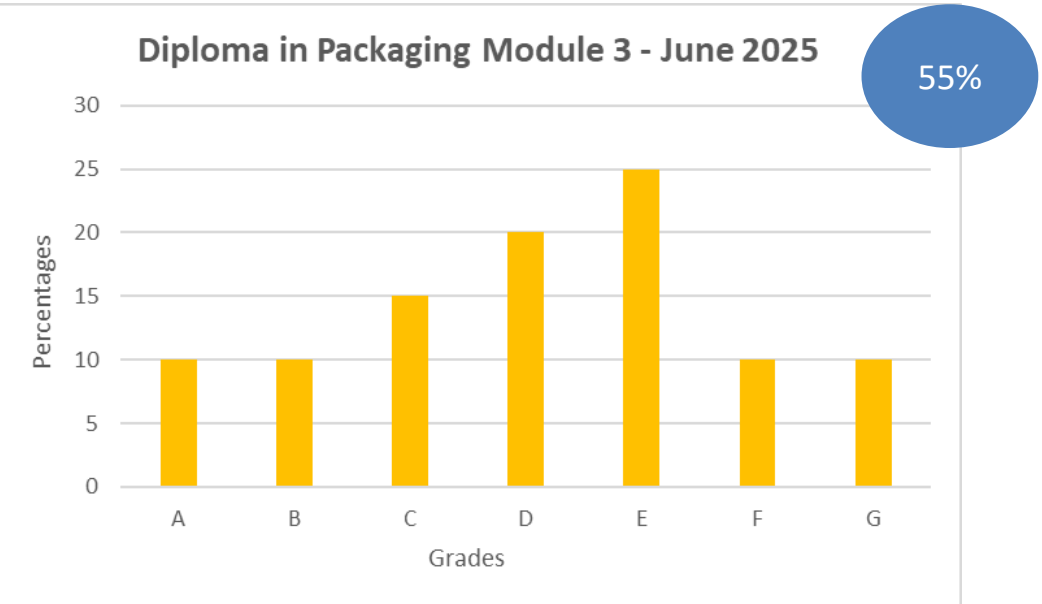
## Diploma in Packaging Module 2



### Diploma in Packaging Module 2

" The exam had 36 questions and fewer candidates than Packaging Module 1. While many showed solid **practical skills in line operations**, they often struggled to connect theory with real-life examples. Some gave overly detailed responses to short-answer questions, which didn't match what was being asked. Understanding of **Quality Management** was weak, with poor definitions and explanations, and regular practice with calculations could help improve confidence and scores. A major concern was the lack of knowledge about **material safety**, which is vital for keeping people safe at work."

## Diploma in Packaging Module 3



### Diploma in Packaging Module 3

"The exam included 36 questions. Overall performance was weaker this year, with many candidates lacking detail in their answers and showing gaps in syllabus knowledge. On a positive note, there was strong engagement with **control systems** questions. However, **calculation-based questions** like Q22, Q32, and Q33 were more challenging. To improve, candidates should practice **numerical problem-solving** and review all topic areas thoroughly."

X% = Pass rate

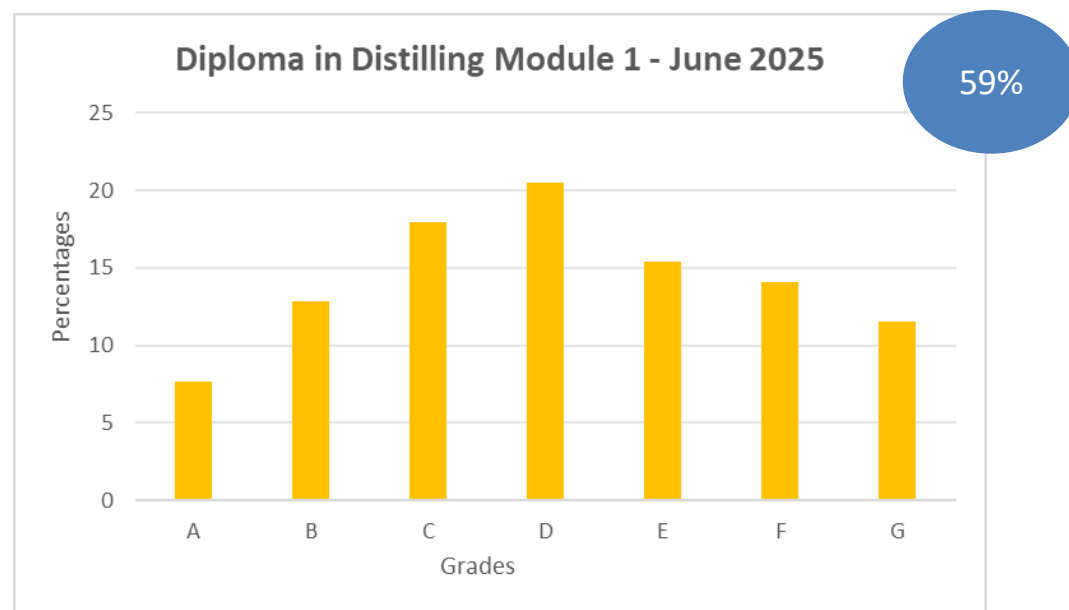




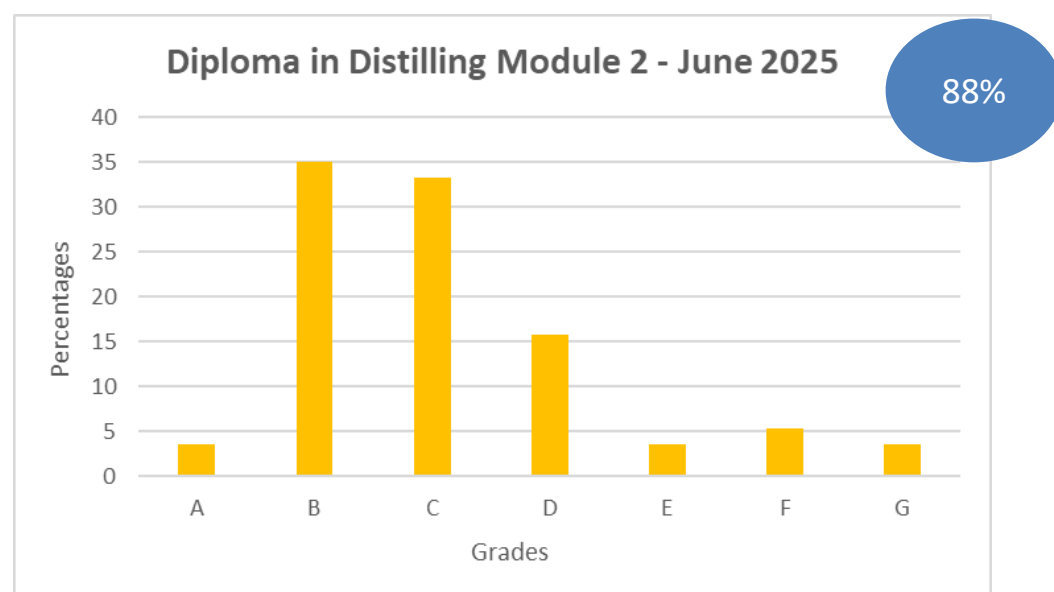


# Examination Board Results: Diploma in Distilling June 2025

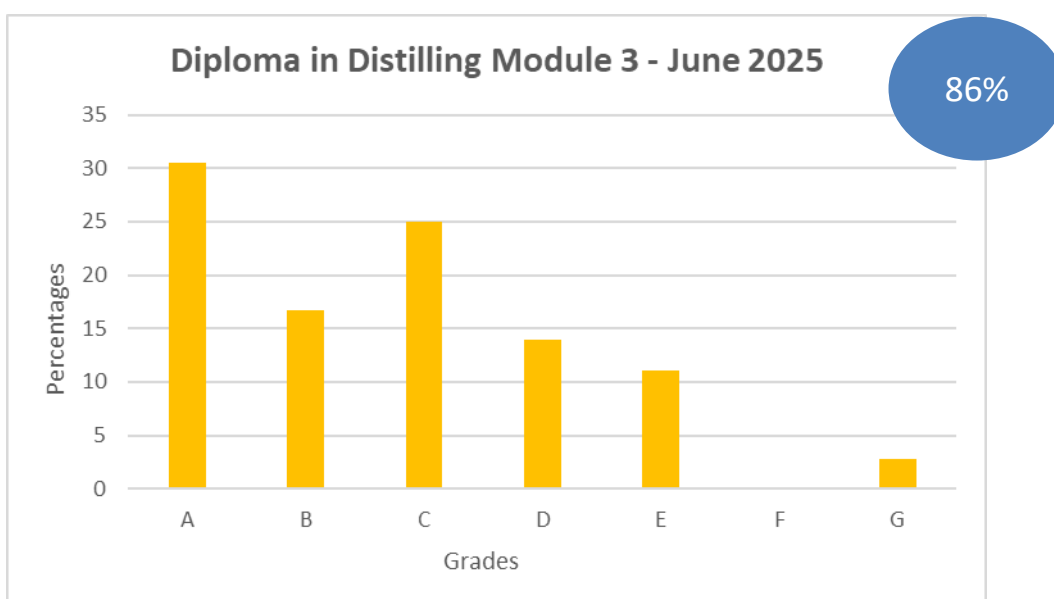
## Diploma in Distilling Module 1



## Diploma in Distilling Module 2



## Diploma in Distilling Module 3



X% = Pass rate

### Diploma in Distilling Module 1

"The exam included 36 questions. Overall performance was slightly weaker this year, with short questions proving challenging for many. However, longer questions like Q36 were answered well, especially where candidates could apply practical experience, such as with **distillery fermentation vessels**. To improve, candidates should read questions carefully – watching for details like **barley** vs **malted barley** – and keep short answers brief and focused, following instructions like **list** or **name** without adding extra explanation."

### Diploma in Distilling Module 2

"The exam included 36 questions, and overall scores improved from last year. Most candidates were well prepared and showed a good understanding of the material. However, **practical application of theory** was limited, and more detailed examples – like compound names and figures – would have strengthened responses. The **HACCP** question was often skipped, highlighting a need for more focused study. Candidates should answer **multi-part questions** section by section and use bullet points or tables to structure their answers clearly."

### Diploma in Distilling Module 3

"Student performance followed a normal distribution, with a slight bias toward stronger results. Candidates tended to struggle with questions unless they had practical experience. Missing **calculation steps** often led to lost marks, especially when rounding errors occurred. Some responses were **overly long** when short answers were expected. To improve, students should clearly show their working and become familiar with key exam terms like **explain**, **list**, and **detail**."







# How Diploma Exams Are Set and Reviewed

## **Question Setting:**

Subject examiners draft the examination questions.

## **Paper Approval:**

Principal examiners review and sign off all papers to ensure quality and consistency.

## **Final Sign-Off:**

All papers are formally approved by the Committee of the Board of Examiners (CoBoE).

## **Marking:**

Carried out by appointed examiners following standardised marking schemes.

## **Moderation:**

Principal examiners conduct post-results moderation to ensure fairness and accuracy.

## **Results Review:**

Final results are reviewed by CoBoE and shared with the CIBD Examination Board prior to publication.



# General Comments

## Future Examination Preparation

To help you prepare for future CIBD exams, it's a good idea to read the FAQs document. It answers common questions and gives useful tips.

You can find it here: [Diploma & original Master FAQ | Chartered Institute of Brewers and Distillers](#)

For any questions, please contact  
[examinationboard@cibd.org.uk](mailto:examinationboard@cibd.org.uk)

